

Get to Know Account View 2.0

Connecting you to secure financial account access anytime, anywhere, on any device.

Keeping you connected

The power of human connection has never been more important. Your relationships with your friends and family are naturally top of mind, but your financial wellness likely is as well. To make it even easier for you to stay connected with your financial professional and your information, you need the right technology.

As the partner dedicated to supporting your financial professional, LPL is here to deliver that technology. The Account View 2.0 mobile app and desktop portal brings enhanced capabilities, so you can access your information from anywhere, anytime. This allows you to focus on your financial aspirations and how you're trending toward your goals.

With a modernized dashboard, you get a simple view of your account information so you can see everything in one easy-to-understand view. Connectivity and convenience – that's what the Account View 2.0 experience delivers. To help you get a feel for this new technology, we've provided the information and resources you'll need to get started with Account View 2.0.





Account View 2.0 and you

In 2023, 310 million people in the United States accessed the Internet via a mobile device, with the majority of users accessing information that's important to them via an app.¹ The world has gone mobile, and giving clients access to their financial information via an app is no longer an option for businesses today – it's a necessity.

That's why we're excited for you to get a feel for the Account View 2.0 mobile app and portal. It provides you with on-the-go access from the mobile app, and a modern, easy-to-use dashboard. Plus, you have the ability to go paperless with over 99% of your communications.

Technology needs to constantly evolve, and Account View is no different. We're continually building and enhancing Account View 2.0 to ensure it fits your needs and surpasses your expectations. You will continue to see new features and capabilities within Account View 2.0 mobile app and desktop portal.

1. Smartphones in the U.S. - statistics & facts, Statista; February 2024. www.statista.com/topics/2711/us-smartphone-market/#topicOverview

Secure financial account access anytime, anywhere, on any device

With the convenience and security of Account View 2.0, you can access your most up-to-date account information from your desktop, mobile phone, or tablet with just the click of a button or tap of a finger.

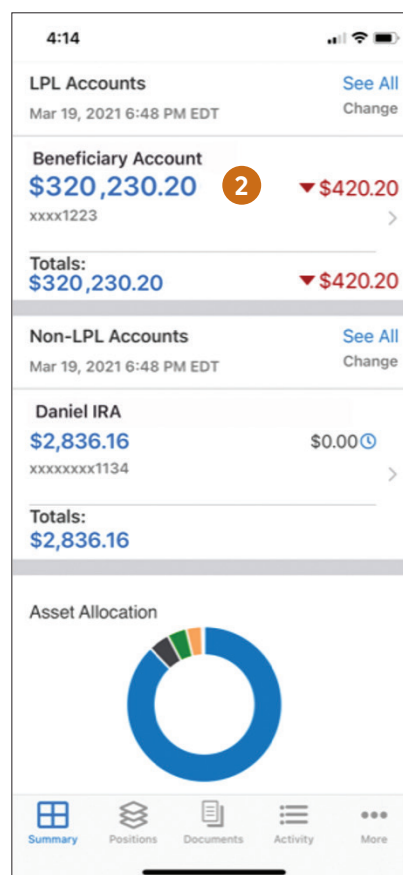
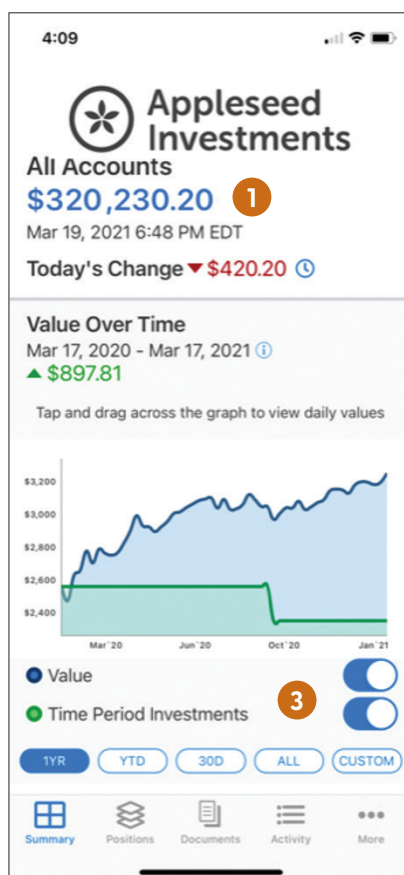
Did you know you can elect to have over 55 letters sent via eDelivery for a paperless experience. By electing paperless, it allows you to receive these letters quicker while providing a permanent place to access them.

Understanding your accounts

- 1 Easily view the total portfolio value for all of your accounts at the top of the home page.
- 2 Monitor individual account balances, deposits and withdrawals, and investment returns.

Tracking your accounts

- 3 View account performance by time period using the time selector tool.



A note about security

LPL takes seriously the security and privacy of your information. Safeguarding data is our primary focus in the conception, design, and implementation of our platforms for you, like in Account View 2.0. Security is an evolving journey, and as cybercriminals change their tactics, we adapt and accelerate to stay one step ahead to protect you.

How to gain access to Account View 2.0

Follow these simple steps to easily self-register for Account View 2.0.

Step 1

Visit the Account View login page.
Select **Sign Up**.

Step 2

Enter your email, phone, last four digits of SSN, and zip code information that you provided to your financial professional. Then complete the **reCAPTCHA**. All fields are required. Enter your Mobile Phone and your residential Zip Code. If you have difficulty creating your profile, please contact your financial professional.

Welcome to the new Account View login page!
Your saved password may not autofill. You can manually enter or reset it on the next page.

Sign In to Access Your Accounts

Username

1

Trouble logging in?

NEXT >

New? Sign up for Account View!
Account View is a safe and secure way to view balances, review transactions, and see your financial progress.

SIGN UP

Create your account
Let's find you in our system!

Please use the same information you provided to your financial professional.

Email

Phone

Last Four Digits of SSN

I'm not a robot

2

3

FIND ME >

Having trouble? Contact your financial professional.

ACCOUNT VIEW

Powered by LPL Financial

Step 3

Select **Find Me** to continue.

Step 4

Review and **Agree** to the **Terms and Conditions**.

Step 5

Create and **Confirm** your password.

Step 6

Login with your new credentials.

Step 7

Select your verification method using your device to receive the **one-time password (OTP)** sent to your registered phone number. You can receive your **one-time password (OTP)** via text message or a phone call.

Step 8

Enter your code, then click **Verify**. Your Account View 2.0 home page will appear.

If you have difficulty creating your profile, you can contact your financial professional for help. If you're already using Account View, but have the legacy version that doesn't include app access, simply reach out to your financial professional to get started.

Terms and Conditions:
Please read our terms and conditions and hit the "Agree" button to activate your account.

TERMS OF USE FOR ONLINE SERVICES
IMPORTANT - READ CAREFULLY:

These terms of use ("Terms") govern the use of all electronic and online content, tools, products and services ("Online Services") made available by LPL Financial LLC ("LPL") either on LPL websites ("Site") or by any other electronic device or means, including mobile devices ("Access Devices"). Online Services offerings may vary depending on the Access Device and may be offered under different brand names. These Terms constitute a binding agreement between you ("You") and LPL. LPL makes the Online Services available solely on the terms and conditions set forth herein and on the condition that you accept and comply with these Terms. These Terms are in addition to any other agreements between you and LPL, including any other agreements or terms that govern your use of information, content, tools, products and services made available by LPL.

BY CLICKING ON THE ACCEPT BUTTON, YOU HEREBY ACCEPT THIS AGREEMENT AND AGREE THAT YOU ARE LEGALLY BOUND BY ITS TERMS AND CONDITIONS. IF YOU DO NOT AGREE TO ALL OF THE TERMS AND CONDITIONS OF THIS AGREEMENT, LPL WILL NOT AND DOES NOT MAKE AVAILABLE THE ONLINE SERVICES TO YOU. YOU ARE NOT AUTHORIZED TO ACCESS OR USE THE ONLINE SERVICES AND YOU SHOULD CLICK ON THE DO NOT ACCEPT BUTTON.

1. **Right to Access and Use the Online Services.** Subject to and conditional upon your compliance with all the terms and conditions set forth herein, LPL hereby grants to you a limited, revocable, non-transferable right to access and use the Online Services for your personal, non-commercial use.

2. **Consent to Electronic Delivery of Account Communications.** You hereby authorize LPL to deliver documents, correspondence and other communications ("Communications") including, account statements, performance reports, regulatory and other notices in connection with your LPL relationship by electronic means to the email address you provide to LPL. You understand that you will not receive any Communications by mail unless you specifically request it. You understand that you will not receive any Communications by mail unless you specifically request it.

4

AGREE

Disagree

Set Password

Enter Password

1

2

3

4

5

6

7

8

9

0

Confirm Password

CONFIRM >

Next Cancel

Sign In to Access Your Accounts

Username

1

2

3

4

5

6

7

8

9

0

Forgot Username?

NEXT >

Verify Your Device

ACCOUNT VIEW

7

Keep your account secure by verifying your device now.
By selecting either option below, Account View will send a one-time password (OTP) to your registered number +1 (XXX)-XXX-5587, verifying this device.

Text Message

Phone Call

Verify Your Device

ACCOUNT VIEW

We sent an OTP to number +1 (XXX)-XXX-5587.
Please enter the OTP that you received on phone number +1 (XXX)-XXX-5587.

One-Time Password

8

1

2

3

4

5

6

7

8

9

0

VERIFY

This can take a few minutes.
If you didn't receive an OTP, click here to [resend](#)

Or

TRY ANOTHER WAY

Your top questions, answered

We've received some common questions from the financial professionals who are already using the product with their investors. Below are the top questions and corresponding answers:

What types of investments will appear in Account View?

Accounts managed by your financial professional will appear in Account View 2.0, whether they are held directly at LPL or networked to an LPL account.

How do I get started with Account View 2.0?

If your advisor is creating your Account View 2.0 account, then you will receive an email invite to register for Account View 2.0. Once you click on the link to start the activation process, you will be asked to enter the last four digits of your SSN and your email address that we have on file. The first time that you login we will send you a one-time passcode to your mobile phone number to verify your identity.

How do I get access to the mobile app?

After you've received the activation email and set your password you can download the LPL Account View mobile app and login with your email address and password. You'll get a text message with a code to register the app the first time you log in.

How do I reset my Account View 2.0 password?

Use the "Forgot Password" link from the mobile app or desktop platform via this URL at www.myaccountviewonline.com.

Does the Account View 2.0 mobile app work with biometric options like Face ID?

Yes. Face ID or Touch ID can be enabled during initial setup of the app.

How current is the account information?

During market hours, prices and values update every 20 minutes. Intraday transaction information may take up to an hour to appear in Account View 2.0.

If I have a legacy Account View 1.0 login, how do I create an Account View 2.0 account?

Please contact your financial professional.

How do I activate my Account View 2.0 access if I am currently an Account View 1.0 user?

Your financial professional will need to migrate your account and then you will receive an activation email. Select that link and follow the steps by entering the last four digits of your SSN or Tax ID and your email address. Remember your login username is the email address where you received your activation email. The first time you login to Account View 2.0 – and any time you log in on a new device – you'll get a code sent to your phone. You'll need to enter this code to access Account View 2.0.

What should I do if I can't sign in to my account?

Reach out to your financial professional or follow the steps for a forgotten password.

Can I see all the accounts for my household in Account View?


Yes. While each Account View profile provides access to the account for a single person by default, your financial professional can provide access to additional accounts held by members of your household.

Which browsers are supported for accessing Account View?

Chrome is the preferred browser, but Account View is available on all major browsers (i.e., Chrome, Firefox, and Safari).

Can I access Account View from my mobile device?

Yes, you can access from a mobile device via a browser or the app, which you can find by searching for "LPL Account View" on the App Store for iOS and Google Play for Android devices.



This material was prepared by LPL Financial



Wisconsin Advisors
1407 N 8th Street
Suite 204
Sheboygan, WI 53081
(920) 208-5696 Phone
office@wiscadv.com
www.wisconsinadvisors.com



Securities and advisory services offered through LPL Financial, a registered investment advisor. Member FINRA/SIPC. LPL Financial and Wisconsin Advisors are separate entities.